


# Alphabet Flashcards



**Directions:** Cut out the cards and go over the name of the letter, its picture and the sound you hear at the beginning of the picture word. Once your child becomes fairly familiar with the letters and their sounds you can do the following:

- Letter/Sound Hunt: Lay the cards face up. Name a letter and sound and your child has to find that card.
- Sound Hunt: Lay the cards face up. Tell your child you are looking for the card that has a letter that makes a certain sound. For instance the bbbbb sound (Bb).



**Aa**




**Bb**



**Cc**




**Dd**



**Ee**



**Ff**



**Gg**



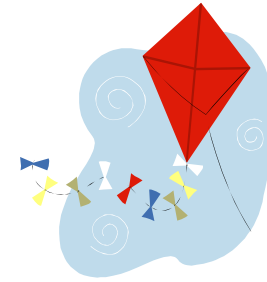
**Hh**



**Ii**



**Jj**



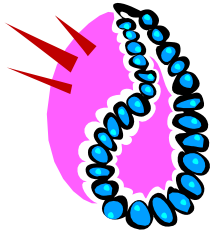
**Kk**



**Ll**



**Mm**




**Nn**



**Oo**




**Pp**




**Qq**



**Rr**



**Ss**



**Tt**



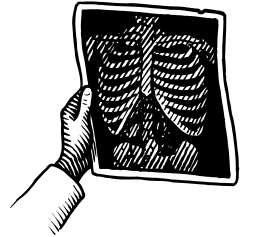
**Uu**



**Vv**




**Ww**



**Xx**



**Yy**



**Zz**