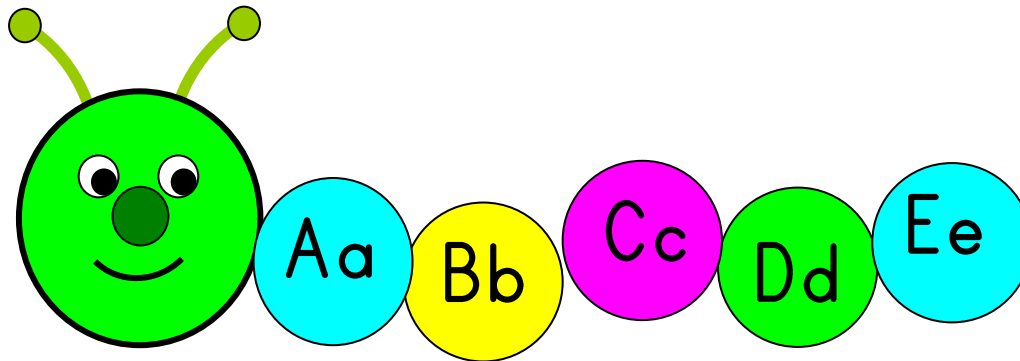




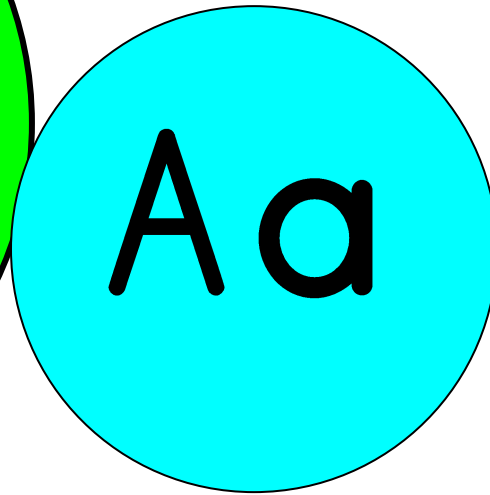

# Alphapillar!




**To Assemble:** Copy onto cardstock and laminate. Cut out circles (Aa is attached to caterpillar head and Zz is attached to end).

**To Play:** Beginning with Aa the student(s) arrange the circles in order from Aa to Zz.

**Suggestion:** For those students who struggle with this activity, I suggest they sing the *ABC Song* up to the letter they are working with in order figure out what letter comes next.






Bb



Ff



Jj



Vv



Rr



Nn

Cc

Gg

Kk

Oo

Ss

Ww

Dd

Pp

Hh

Ll

Tt

Xx

Qq

Mm

Yy

Ee

Uu

Ii