

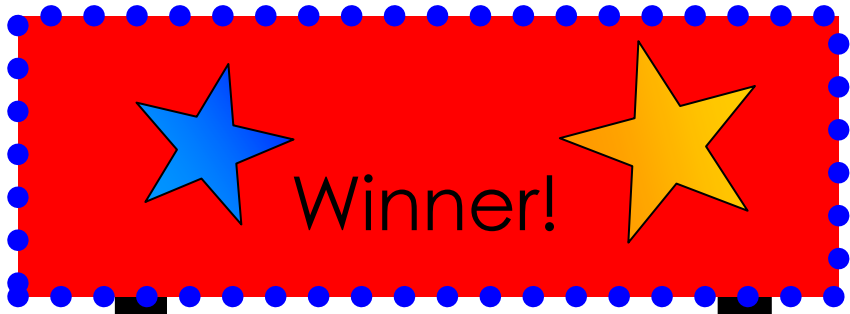


**To Assemble:** Copy ladders, pictures and word cards onto cardstock and laminate. Cut out word cards.

**To Play:**

- Each player (2-4) chooses a ladder mat and a game piece (these are not included but they can be pennies, game markers, etc. I use plastic teddy bear counters).
- Place the picture mat in the middle of the table (or wherever playing).
- Place word cards face down next to the picture mat.
- The first player picks a card off the top of the card pile and reads it.
- When the word is read the student checks the picture mat to see whether the picture of that word is on the mat. If the word is on the picture mat, the player moves her/his game piece up to space #1 on the ladder. If the picture is not on the mat the student doesn't get to move up and the next player picks a word.
- Place the used word card on the bottom of the card pile.
- Play continues with students moving their game piece up the ladder each time they read a word whose picture is on the mat. The player who reaches ladder rung #6 first is the winner.

Note: I usually give my students two chances to figure out a word and may even prompt them by asking what sound each letter makes.



6.

5.

4.

3.

2.

1.

**Start**





6.



5.

4.

3.

2.

1.



**Start**



6.


5.

4.

3.

2.

1.



**Start**





6.


5.

4.

3.

2.

1.



**Start**



# Picture Mat



bed

bat

pop

pot

tot

mat

nap

hat

log

mop

map

sap

cap

fan

dog

cop

tag

man

bag

lip



jet

top

van

pig

rat

hot

cat

can

tap

sag

jug

dig

dot

bag

fog

hip

hop

lit

sit

tan