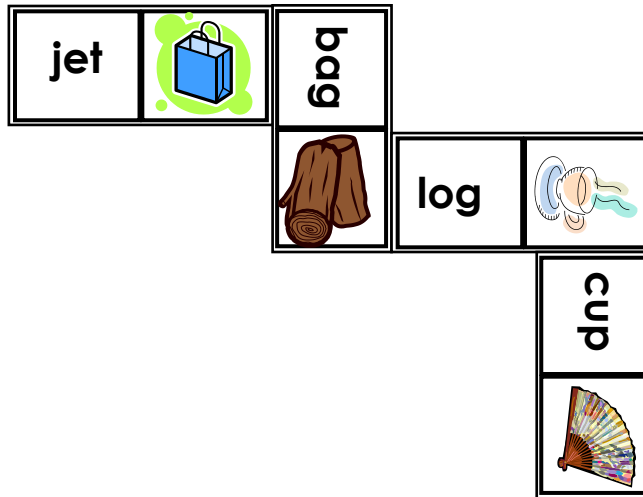


Word Dominoes



To Assemble:

- Copy dominoes onto cardstock, laminate and cut out.

To Play:

- Shuffle the domino cards.
- Place one domino card face up on the table. This will be your start card.
- Pass out the remaining cards to the players (2 or 4).
- Players lay their cards face up in front of them.
- The player with the domino that has the word that matches the picture on the start domino goes first. This player lays their domino so that the picture and the matching word are side by side.
- The player who goes next will be the one who has the word that matches the picture on the last domino laid down.
- Play continues and the person who plays all of her/his dominoes first is the winner.

jet



bag



log



cup



fan



bug




mop



bed



lip



hen




pot




cap



bat



pig



leg



pet



net



map



ham



pop



bat



cop



rat



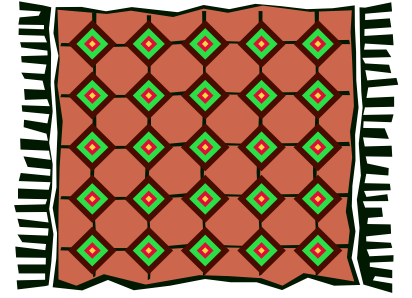
mug



top



wig



rug



tag



van



